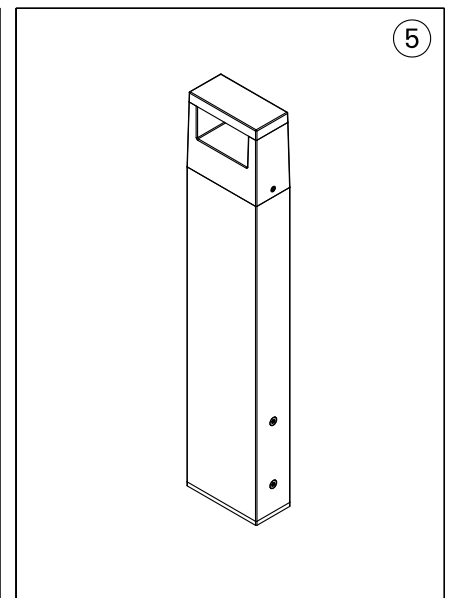
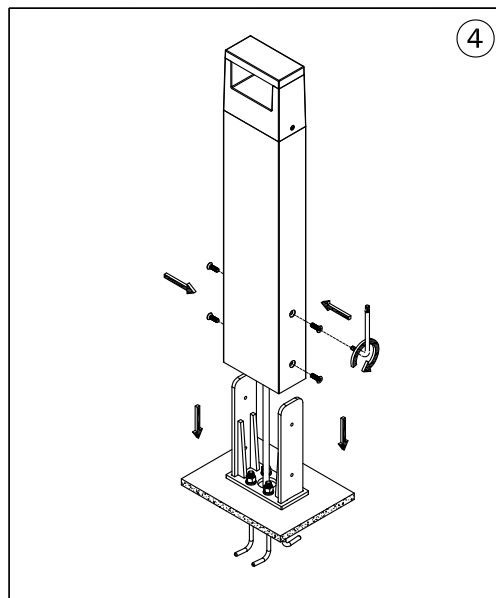
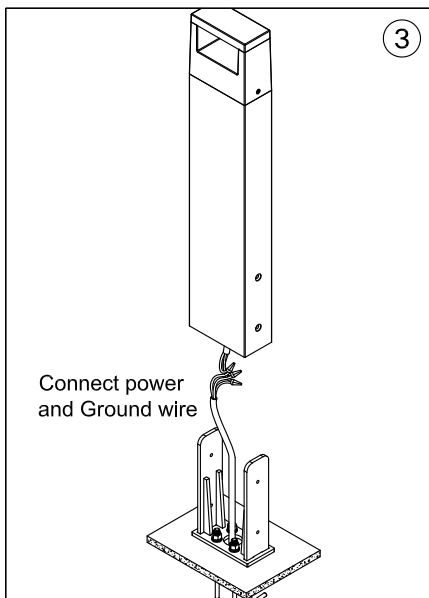
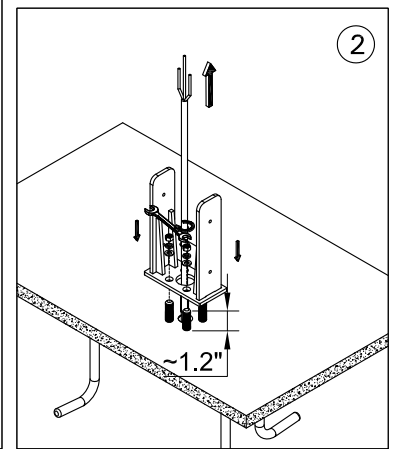
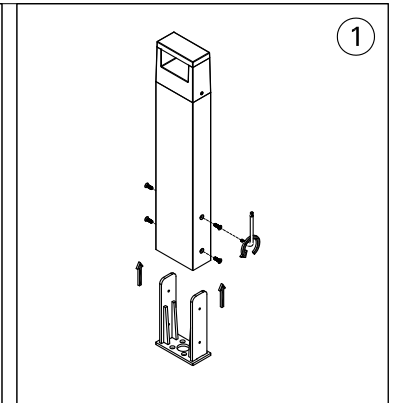
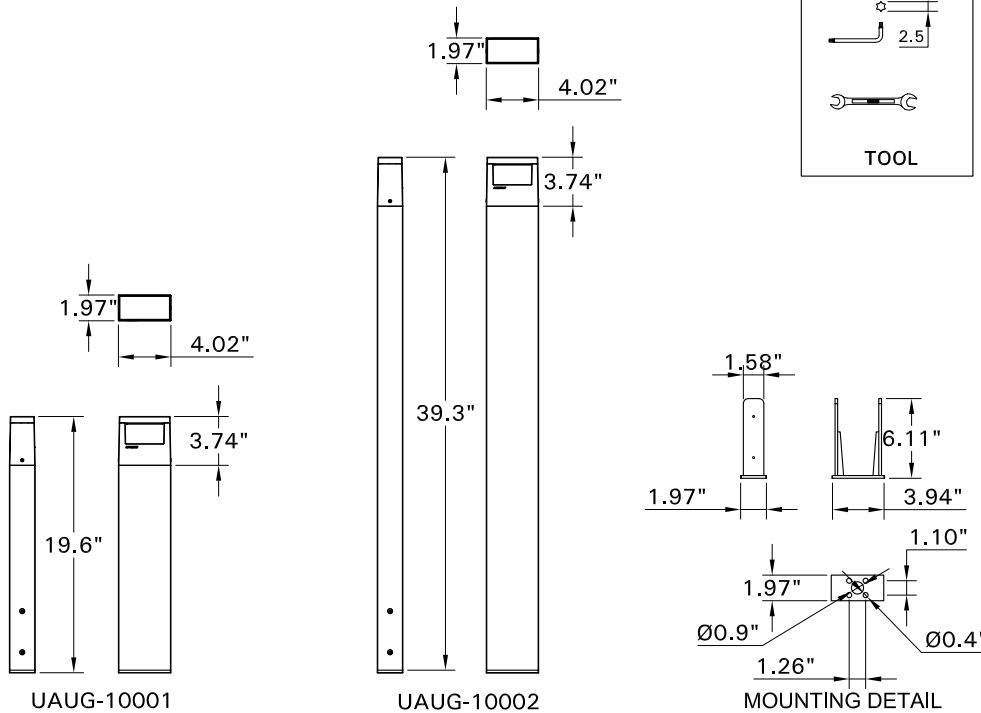


INSTALLATION AND SERVICE MANUAL

For Installation of Augsta 4 Small Bollard. Model. UAUG-10001 and UAUG-10002

Product drawing (dimensions) SUITABLE FOR WET LOCATIONS



Notice to installer :

1. WIRING INSTRUCTIONS Warning : RISK OF FIRE AND ELECTRICAL SHOCK. : FIXTURE MUST BE INSTALLED BY A QUALIFIED ELECTRICIAN ONLY>FIXTURE IS INTENDED FOR INSTALLATION IN ACCORDANCE WITH THE NATIONAL ELECTRICAL CODE, LOCAL AND FEDERAL CODE SPECIFICATIONS. DISCONNECT POWER BEFORE SERVICING.

2. This fixture has a VOLTAGE SPECIFIC BALLAST, Check that the supply voltage is the same as the installed ballast voltage.

Ligman Lighting USA

7144 NE Progress Court, Hillsboro
Oregon, 97124, USA
Tel : 503 645 0500 | Fax : 503 645 8100

www.ligmanlightingusa.com

UAUG-10001 & UAUG-10002 14/09/23 REV_A / ANU
1/1

FM-TS-13-2/28-01-2565/REV.4